










Scenario Scorecard

Policy Goals		Performance Metrics	Scenario 1	Scenario 2	Scenario 3	Scenario 4	Scenario 5
Access and Mobility		Trips within 30 mins	Positive	Positive	Positive	Positive	Neutral
		Commuter travel time	Positive	Positive	Neutral	Neutral	Negative
Economic Vitality		Jobs near transit	Positive	Positive	Neutral	Neutral	Neutral
		Truck delay	Neutral	Neutral	Positive	Positive	Negative
Environment		Open space preservation	Neutral	Neutral	Negative	Negative	Neutral
		Farmland conservation	Neutral	Neutral	Negative	Negative	Neutral
Healthy Communities		Alternative transportation trips	Positive	Positive	Neutral	Neutral	Positive
		Air quality	Positive	Positive	Positive	Positive	Positive
		Congestion	Neutral	Neutral	Positive	Positive	Negative
Social Equity		Distribution of transportation investments	Positive	Positive	Positive	Positive	Positive
		Equitable transit access	Positive	Positive	Neutral	Neutral	Negative
System Preservation and Safety		Maintain the transportation system	Positive	Positive	Positive	Positive	Positive

Legend

-  Positive
-  Negative
-  Neutral

Preliminary Draft Results
July 16, 2013